

ATRA ACE auto Model **WA-3500**




ATRA ACE auto Model **WA-5000**



High-performance mechanism & high-tech components

One-touch cutter replacement

Replacement is quick and easy with our unique push fit self-centering cutter system.



Coolant into the Heart of the cut

Coolant is fed directly to the inside of the cut. The coolant system also features an auto shut-off.



Fail-Safe Protection

Built-in motion sensor


If any lateral movement or excess vibration is detected, both the drill and the feed motor stop instantly. Nitto Kohki is the first company to incorporate this feature into magnetic base drills.

Fail-safe restart

The drill will not re-start even if power is re-supplied after accidental shutdown. Drilling can only be continued after turning on the drill switch.

Magnet open-circuit sensor

The drill will not start until the magnetic field is active.



Model **WA-3500**



Model **WA-5000**

New drill control prevents cutters from breaking

Slow start mechanism

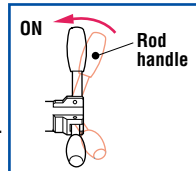
The feed speed is reduced for the first few seconds after boring begins to ensure a smooth cut through the mill scale.

Auto-feed

Automatic control & feed are activated by simply pushing the rod handle to engage the gears.

Load sensor

The dual sensing system responds to both drilling and feeding forces on the cutter for the optimum cutting condition.



Variable speed


The feed speed is continuously monitored and updated proportionally to the load on the cutter.

Cycle stop

After the cut has finished, a detector responds to the reduction in load and both the drill and the feed motor automatically stop.

Overload stop

When an excessive load is applied to the cutter, both the drill and the feed motor will stop automatically to prevent the cutter from breaking.



On-site hole-cutting

On-site hole-cutting in steel plates, H-Beams shapes, shaped bars, framework, and other machinery, shipbuilding, bridges and structures, etc. steel reinforcements and construction materials.



Specifications

Model		WA-3500		WA-5000			
Power Source (Single Phase)		110 - 120 V AC, 50/60 Hz		220 - 240 V AC, 50/60 Hz			
Electric Drill	Rated Power Consumption	W		1,100			
	Rated Current	A	10.2	5.1	10.8	5.4	
	No Load Speed	min ⁻¹ (rpm)	950		350 / 650		
Magnet Power Consumption		W		34			
Hole-cutting Capacity		Cutter	Hole Diameter	Plate Thickness	Hole Diameter	Plate Thickness	
One-touch type JETBROACH 25L		—	—	—	12 to 17 mm	9 to 25 mm	
One-touch type JETBROACH 35L		—	17.5 to 35 mm	9 to 35 mm	17.5 to 40 mm	9 to 35 mm	
One-touch type JETBROACH 50L		—	17.5 to 35 mm	9 to 35 mm	12 to 50 mm	9 to 50 mm	
One-touch type JETBROACH 75L		—	—	—	17.5 to 50 mm	9 to 75 mm	
One-touch type HI-BROACH 25L		—	14 to 35 mm	9 to 25 mm	14 to 50 mm	9 to 25 mm	
One-touch type HI-BROACH 50L		—	—	—	14 to 50 mm	9 to 50 mm	
Magnet Holding Power		N (kgf)	7,056 (720)		9,800 (1,000)		
Magnet Dimensions		mm	92 x 216		101 x 201		
Mass (Weight)		kg	20		23		
Standard Accessories		<ul style="list-style-type: none"> • Pilot Pin 08035 A2 : 1 pc. • Chain Ass'y : 1 set • Side Handle Ass'y : 1 set • 3 mm Hex Socket Screw Key : 1 pc. • 8 x 10 mm Spanner : 1 pc. • Cutting Oil 0.5 L : 1 can • Plastic Case : 1 pc. • Guard Ass'y : 1 set 				<ul style="list-style-type: none"> • Pilot Pin 08050 A3 : 1 pc. • Chain Ass'y : 1 set • Side Handle Ass'y : 1 set • 3 mm / 4 mm Hex Socket Screw Key : each 1 pc. • 8 x 10 mm Spanner : 1 pc. • Cutting Oil 0.5 L : 1 can • Plastic Case : 1 pc. • Guard Ass'y : 1 set 	
Optional Accessories		<p>Always use genuine Nitto Kohki cutters & coolant.</p>					

Designed to use Jetbroach Carbide Tipped Annular Cutters

ATRA ACE

Manual feed

Model WOJ-3200



Reversible Feed Handles

Feed handles can be positioned on the right or left hand side for ease of drilling and mounting in confined spaces.

Optional Jet Oiling System

Optional jet oiling system for use with all drilling applications and types of cutters to extend cutter life and increase hole output.



Optional One-Touch Adapter

Optional one-touch adapter allows the use of up to 13 mm twist drills to be used in the original arbor.




Optional Chip Breaker

Optional chip breaker helps prevent the cutter from plugging the hole with chip debris, causing some false overloads and cutter life loss.



Body Height Adjustment

Loosening the pillar clamp allows the complete frame to be lifted up to a maximum of 60 mm for specific drilling. The use of Hi-Broach cutters require the frame to be at the lowest position, while twist bit drilling required the appropriate amount of elevation to be adjusted for safe operation. The pillar clamp is required to be tightened before safe drilling may take place. Note: Always engage the magnet before adjusting the body height.



Specifications

Model	WOJ-3200		
Power Source (Single Phase)	220 - 240 V AC, 50/60 Hz		
Electric Drill	Rated Power Consumption	W	950
	Rated Current	A	4.3
	No Load Speed	min ⁻¹ (rpm)	870
Magnet Power Consumption	W	70	
Hole-cutting Capacity	Cutter	Hole Diameter	Plate Thickness
One-touch type JETBROACH	12 to 32 mm	9 to 50 mm	
Magnet Holding Power	kN (kgf)	9 (918)	
Magnet Dimensions	mm	99 x 177	
Mass (Weight)	kg	13	
Standard Accessories	<ul style="list-style-type: none"> • Pilot Pin 08050 : 1 pc. • 3 mm Hex Socket Screw Key : 1 pc. • 6 mm Hex Socket Screw Key : 1 pc. • 8 x 10 mm Spanner : 1 pc. • Safety Strap : 1 pc. • Sub Handle : 1 pc. • Guard Ass'y : 1 set 		

Designed to use High Speed Steel Annular Cutters

ATRA ACE Manual feed Model WO-3200


Newly developed Over-Load Shutdown, Magnet Open-Circuit Sensor, and Fail-Safe Restart technology formerly only found on high-end Nitto Automatics are incorporated on the machine. (Smart-Stop / Rapid-Restart feature is not included.)



Specifications

Model	WO-3200		
Power Source (Single Phase)	220 - 240 V AC, 50/60 Hz		
Electric Drill	Rated Power Consumption	W	950
	Rated Current	A	4.3
	No Load Speed	min ⁻¹ (rpm)	530
Magnet Power Consumption	W	70	
Hole-cutting Capacity	Cutter	Hole Diameter	Plate Thickness
One-touch type HI-BROACH	12 to 32 mm	9 to 50 mm	
Magnet Holding Power	kN (kgf)	9 (918)	
Magnet Dimensions	mm	99 x 177	
Mass (Weight)	kg	13	
Standard Accessories	<ul style="list-style-type: none"> • Pilot Pin 08050 : 1 pc. • 3 mm Hex Socket Screw Key : 1 pc. • 8 x 10 mm Spanner : 1 pc. • Side Handle Ass'y's : 1 set • Safety Strap : 1 pc. • Guard Ass'y : 1 set 		

The world's first manual feed with "Smart-Stop / Rapid-Restart" technology for WOJ-3200 / AO-5575



Model WOJ-3200

Model AO-5575

This new feature is a breakthrough in the Manual drill industry. Formerly only found on high end Nitto Kohki Automatic drills, this technology displays the current drill status via the LED Load Indicator. Customers will experience a cutting edge drill management system designed solely around saving time and money in replacement parts and cutters in addition to reducing user fatigue and downtime.

Designed to use Jetbroach and Hi-broach Annular Cutters



Coolant Valve
Adjustable coolant flow delivered to the center of the cutter.




Optional Chip Breaker
This chip breaker prevents the cutter from becoming jammed with metal shavings.

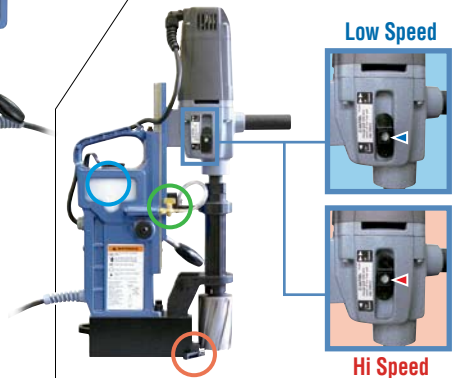
Built-in coolant tank prevents damage



Reversible feed handle




Speed selection (Change gear)



Specifications

Model		AO-5575	
Power Source (Single Phase)		220 - 240 V AC, 50/60 Hz	
Electric Drill	Rated Power Consumption	W	1,150
	Rated Current	A	5.4
	No Load Speed	min⁻¹ (rpm)	350 / 650
Magnet Power Consumption		W	50
Hole-cutting Capacity		Cutter	Hole Diameter Plate Thickness
One-touch type JETBROACH			12 to 55 mm 9 to 75 mm
One-touch type HI-BROACH			12 to 50 mm 9 to 50 mm
Magnet Holding Power		kN (kgf)	10 (1,020)
Magnet Dimensions		mm	86 x 170
Mass (Weight)		kg	18
Standard Accessories		<ul style="list-style-type: none"> Pilot Pin 08050 A3 : 1 pc. 3 mm Hex Socket Screw Key : 1 pc. Cutting Oil 0.5 L : 1 can Chain Ass'y : 1 set 5 mm Hex Socket Screw Key : 1 pc. Guard Ass'y : 1 set Side Handle Ass'y : 1 set 8 x 10 mm Spanner : 1 pc. 	
Optional Accessories		<ul style="list-style-type: none"> JETBROACH One-touch Type 25 mm, 35 mm, 50 mm, 75 mm HI-BROACH One-touch Type 25 mm, 50 mm TB01507 Cutting Oil 2 L per can 	

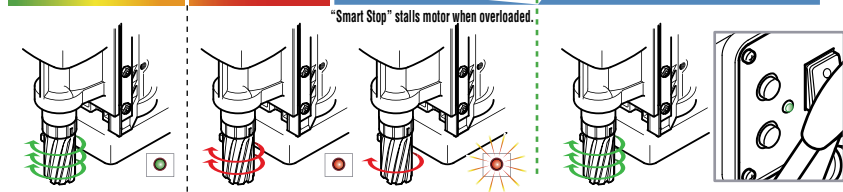



Model AO-5575

Load detector with "Smart-Stop/Rapid-Restart" technology

As the drilling load increases, the load indicator will change in color from green to orange to red. In addition, if excessive feeding force is applied, the load indicator will rapidly blink red and the rotation of the drill motor will slow down and temporarily stop. If the load is released while the load indicator is blinking red, the drill motor will resume its rotation.

LED load indicator



Slow Blinking Green

Continued overload

Drill motor will not turn on

Drill motor shuts off

"Rapid-Start" resumes drilling operation

Green / Orange

Resume proper load

Safety mode

Magnet malfunction



One-touch cutter replacement

Our original self-centering tool-less chuck is quick and easy to change cutters with little downtime.

