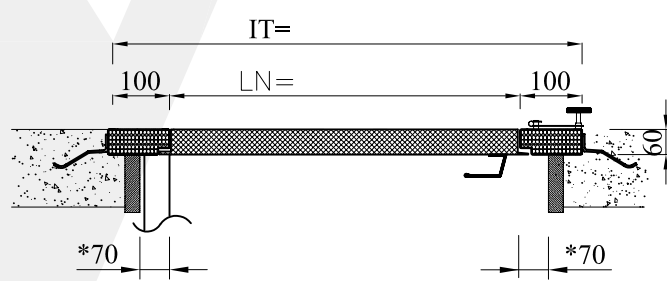




- Nr _____ Door type **EI 60**
420 ≤ LN ≤ 1450
400 ≤ HLN ≤ 2990
- Nr _____ Door type **EI 90**
420 ≤ LN ≤ 1450
400 ≤ HLN ≤ 2990
- Nr _____ Door type **EI 120**
420 ≤ LN ≤ 1450
400 ≤ HLN ≤ 2990



KRONENBERG LOCK
DLF/1 X=20.20

- IP 54 WATERPROOF
- IP 67
- FLAME PROOF EEX

- WITH SPRINGS**
- STOP DOOR 90°
 - RECESSED SHELL 
 - WALL BRACKETS 
 - BRACKETS FOR CONCRETE
 - WITHOUT BRACKETS
 - WITHOUT SIDE HOLES (WELDING FIXED)
 - ANTIRUST-PRIME PAINTED
 - ORANGE PEEL VARNISH- Ral _____
(all Ral codes)

* MIN. FOR DOORS OPENING