
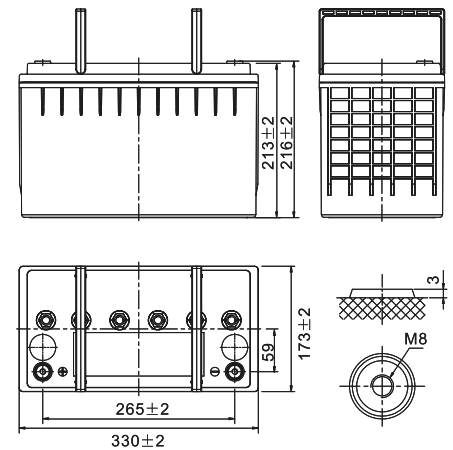


### Specifications

Rated Voltage	12V	
Nominal Rate (W <sub>15</sub> , 1.67V/cell)	360W	
Nominal Capacity(C <sub>10</sub> , 1.80V/cell)	100Ah	
Dimension	Length	330±2mm (12.99 inches)
	Width	173±2mm (6.81 inches)
	Container Height	213±2mm (8.39 inches)
	Total Height	216±2mm (8.50 inches)
Approx. Weight	29.4 Kg (64.8 lbs)	
Terminal	M8	
Container Material	Flame Retardent ABS (UL94-V0)	
Rated Capacity (25°C)	100.0 Ah	(10hr, 10.0A, 1.80V/cell)
	96.0 Ah	(8hr, 12.0A, 1.80V/cell)
	89.0 Ah	(5hr, 17.8A, 1.75V/cell)
	77.1 Ah	(3hr, 25.7A, 1.75V/cell)
	64.2 Ah	(1hr, 64.2A, 1.67V/cell)
Max. Discharge Current	1500A	
Internal Resistance (25°C)	Approx. 3.5mΩ	
Operating Temp. Range	Discharge	-20 ~ 55°C (4 ~ 131°F)
	Charge	0 ~ 40°C (32 ~ 104°F)
	Storage	-15 ~ 50°C (5 ~ 122°F)
Nominal Operating Temp. Range	25±3°C (77±5°F)	
Max. Charging Current(25°C)	25A	
Charge voltage(25°C)	Float	13.5V
	Temp. Coefficient	-3mV/cell/°C
	Equalization	14.1~14.4V
Effect of temp. to Capacity	40°C (104°F)	106%
	25°C (77°F)	100%
	0°C (32°F)	86%
Self Discharge	≤3%/month @ 25°C	



### Layout



### Constant Current Discharge (Amperes) at 25 °C (77°F)

F.V/Time	5min	10min	15min	20min	30min	45min	1h	1.5h	2h	3h	4h	5h	8h	10h
1.85V/cell	278.5	206.5	164.2	116.7	87.6	65.5	52.8	37.3	31.5	23.8	19.4	16.6	11.7	9.76
1.80V/cell	310.4	230.1	183.0	126.3	94.4	69.6	55.9	39.5	33.2	24.8	20.3	17.2	12.0	10.0
1.75V/cell	323.9	240.1	191.0	138.6	102.2	74.0	59.3	41.8	34.7	25.7	21.1	17.8	12.2	10.1
1.70V/cell	328.0	243.1	193.4	148.2	107.2	78.4	62.0	43.7	36.0	26.5	21.6	18.1	12.4	10.2
1.67V/cell	333.0	246.8	196.4	156.3	112.0	80.9	64.2	45.2	37.1	27.3	22.1	18.4	12.6	10.3
1.60V/cell	338.1	250.6	199.3	162.3	116.0	83.2	66.0	46.3	37.7	27.8	22.4	18.7	12.7	10.5

### Constant Power Discharge (Watts/cell) at 25 °C (77°F)

F.V/Time	5min	10min	15min	20min	30min	45min	1h	1.5h	2h	3h	4h	5h	8h	10h
1.85V/cell	456.0	378.5	301.1	227.4	172.5	130.1	105.6	76.0	63.3	48.0	39.3	33.7	23.9	20.0
1.80V/cell	515.4	421.8	335.6	243.9	184.9	137.6	111.3	79.9	66.5	49.9	41.0	34.9	24.5	20.5
1.75V/cell	555.5	440.2	350.2	264.9	198.6	145.5	117.6	84.4	69.3	51.6	42.5	36.0	24.9	20.6
1.70V/cell	590.3	445.7	354.5	280.4	206.6	153.3	122.3	87.7	71.5	53.1	43.3	36.4	25.2	20.8
1.67V/cell	612.0	452.5	360.0	292.3	214.0	157.1	125.7	90.1	73.4	54.5	44.2	37.0	25.5	20.9
1.60V/cell	620.8	459.4	365.5	299.0	219.0	159.7	128.2	91.7	73.9	55.0	44.6	37.4	25.6	21.2

## Applications

- All purpose
- Uninterruptable Power Supply (UPS)
- Electric Power System (EPS)
- Emergency backup power supply
- Alarm and security system
- Communication power supply
- DC power supply
- Auto control system

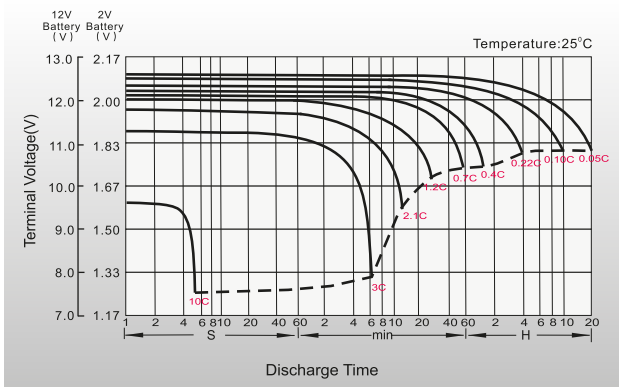
## General Features

- 10 years design life (25°C)
- ABS Material : Flame Retardent UL94-V0
- Special exhaust structure and sealing technology, safe and reliable, flexible installation, convenient maintenance
- PbCaSn alloy for plate grids: less gassing, less self-discharging
- High quality AGM separator: extend cycle life and prevent micro short circuit
- High purity raw material: ensure low self discharge rate

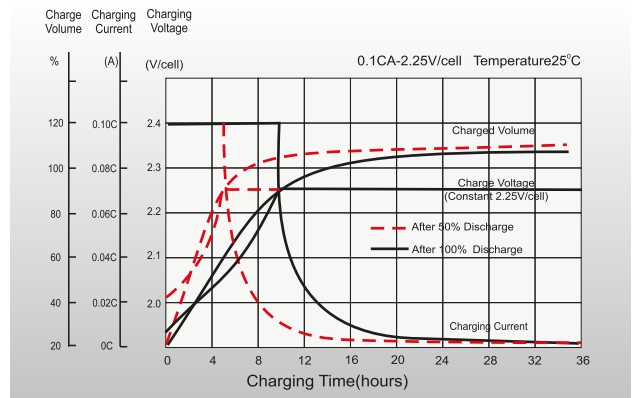
## Standards

- Compliance with IEC 60896 standards, EU Battery Directive
- UL, CE Certified
- Manufactured in ISO45001, ISO 9001 and ISO 14001 certified production facilities

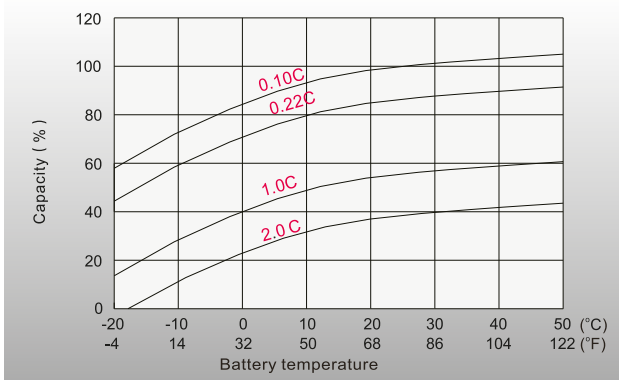
### Discharge Characteristics



### Float Charging Characteristics



### Temperature Effects in Relation to Battery Capacity



### Float Service Life

