



# DATASHEET

HEX-E/H QC

V1.0

# 1 Datasheet

## HEX-E QC

General Properties	6-Axis Force/Torque Sensor				Unit
	Fxy	Fz	Txy	Tz	
Nominal Capacity (N.C)	200	200	10	6.5	[N] [Nm]
Single axis deformation at N.C (typical)	± 1.7 ± 0.067	± 0.3 ± 0.011	± 2.5 ± 2.5	± 5 ± 5	[mm] [°] [inch] [°]
Single axis overload	500	500	500	500	[%]
Signal noise* (typical)	0.035	0.15	0.002	0.001	[N] [Nm]
Noise-free resolution (typical)	0.2	0.8	0.01	0.002	[N] [Nm]
Full scale nonlinearity	< 2	< 2	< 2	< 2	[%]
Hysteresis (measured on Fz axis , typical)	< 2	< 2	< 2	< 2	[%]
Crosstalk (typical)	< 5	< 5	< 5	< 5	[%]
IP Classification	67				
Dimensions (H x W x L)	50 x 71 x 93 1.97 x 2.79 x 3.66				[mm] [inch]
Weight (with built-in adapter plates)	0.347 0.76				[kg] [lb]

\* Signal noise is defined as the standard deviation (1  $\sigma$ ) of a typical one second no-load signal.

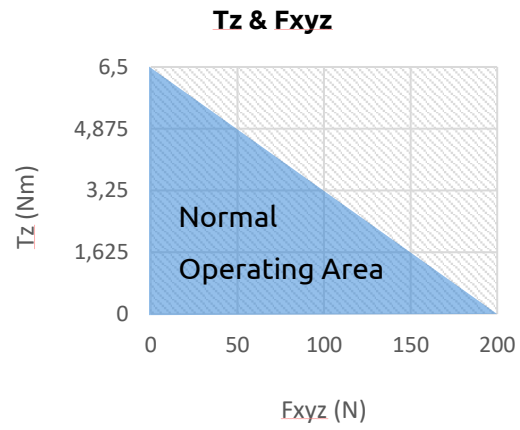
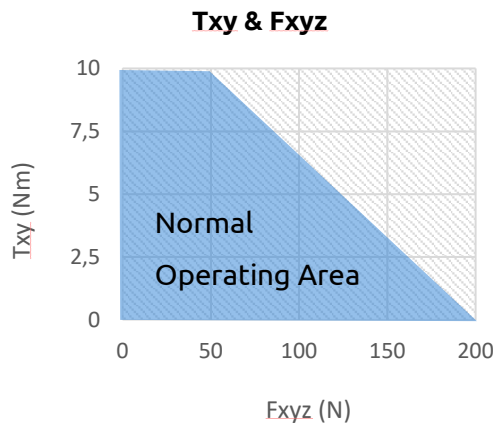
Operating Conditions	Minimum	Typical	Maximum	Unit
Power supply	7	-	24	[V]
Power consumption	-	-	0.8	[W]
Operating temperature	0 32	- -	55 131	[°C] [°F]
Relative humidity (non-condensing)	0	-	95	[%]
Calculated MTBF (operating life)	30.000	-	-	[Hours]

### Complex loading

During single-axis loading, the sensor can be operated up to its nominal capacity. Above the nominal capacity the reading is inaccurate and invalid.

During complex loading (when more than one axis is loaded) the nominal capacities are reduced. The following diagrams show the complex loading scenarios.

The sensor cannot be operated outside of the Normal Operating Area.



**HEX-H QC**

General Properties	6-Axis Force/Torque Sensor				Unit
	Fxy	Fz	Txy	Tz	
Nominal Capacity (N.C)	200	200	20	13	[N] [Nm]
Single axis deformation at N.C (typical)	± 0.6 ± 0.023	± 0.25 ± 0.009	± 2 ± 2	± 3.5 ± 3.5	[mm] [°] [inch] [°]
Single axis overload	500	400	300	300	[%]
Signal noise* (typical)	0.1	0.2	0.006	0.002	[N] [Nm]
Noise-free resolution (typical)	0.5	1	0.036	0.008	[N] [Nm]
Full scale nonlinearity	< 2	< 2	< 2	< 2	[%]
Hysteresis (measured on Fz axis , typical)	< 2	< 2	< 2	< 2	[%]
Crosstalk (typical)	< 5	< 5	< 5	< 5	[%]
IP Classification	67				
Dimensions (H x W x L)	50 x 71 x 93 1.97 x 2.79 x 3.66				[mm] [inch]
Weight (with built-in adapter plates)	0.35 0.77				[kg] [lb]

\* Signal noise is defined as the standard deviation (1  $\sigma$ ) of a typical one second no-load signal.

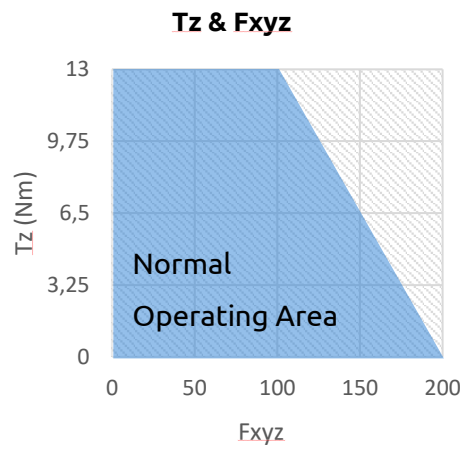
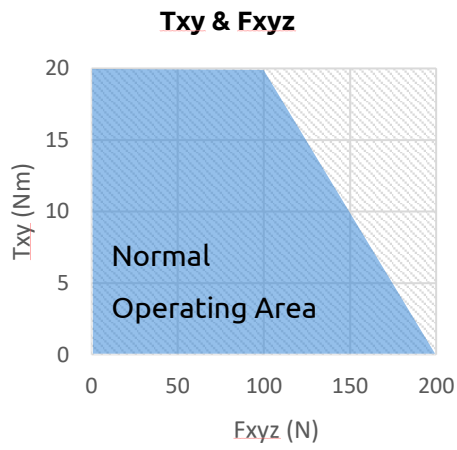
Operating Conditions	Minimum	Typical	Maximum	Unit
Power supply	7	-	24	[V]
Power consumption	-	-	0.8	[W]
Operating temperature	0 32	- -	55 131	[°C] [°F]
Relative humidity (non-condensing)	0	-	95	[%]
Calculated MTBF (operating life)	30.000	-	-	[Hours]

**Complex loading**

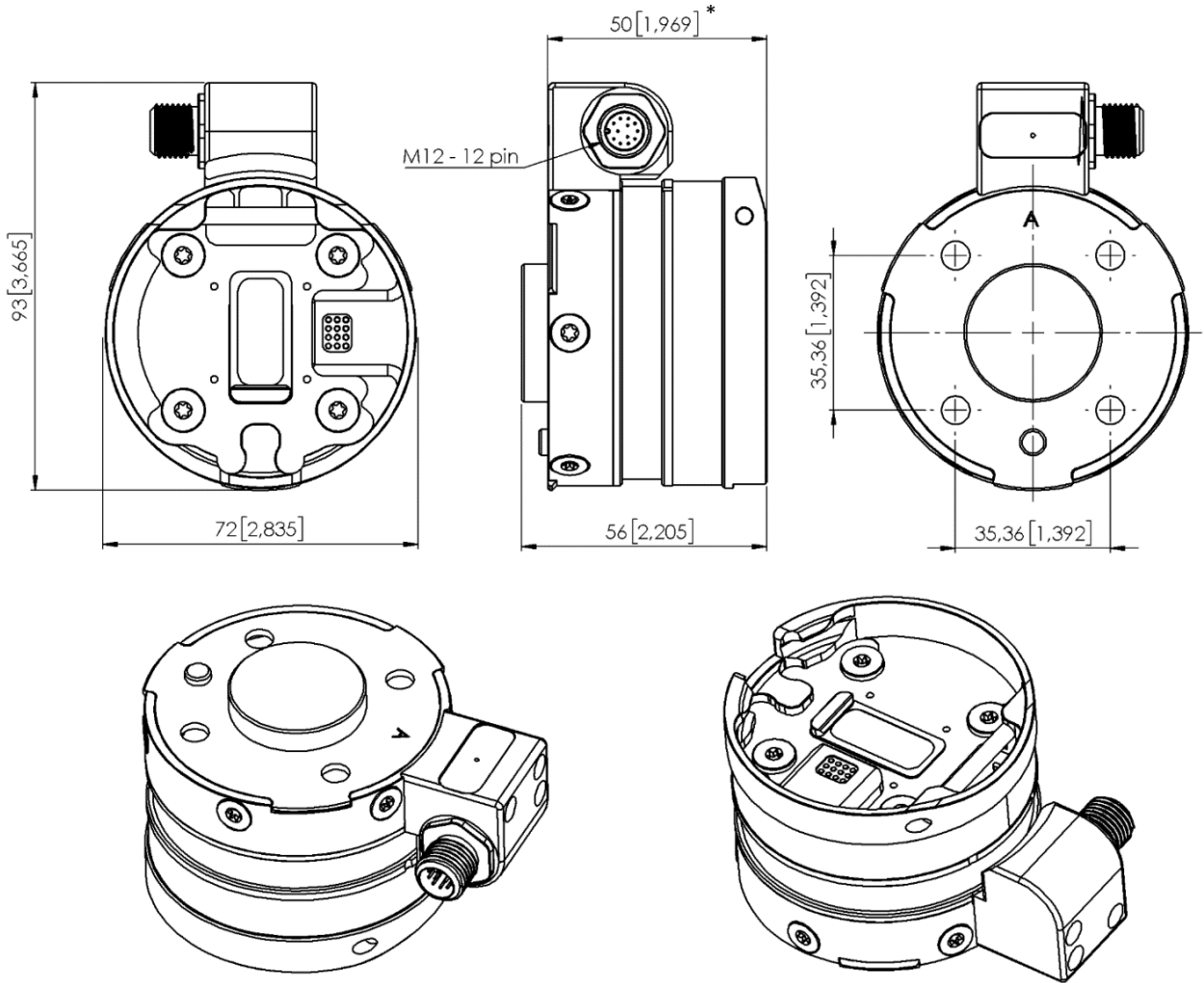
During single-axis loading, the sensor can be operated up to its nominal capacity. Above the nominal capacity the reading is inaccurate and invalid.

During complex loading (when more than one axis is loaded) the nominal capacities are reduced. The following diagrams show the complex loading scenarios.

The sensor cannot be operated outside of the Normal Operating Area.



**HEX-E/H QC**



\* Distance from Robot flange interface to OnRobot tool  
 All dimensions are in mm and [inches].