

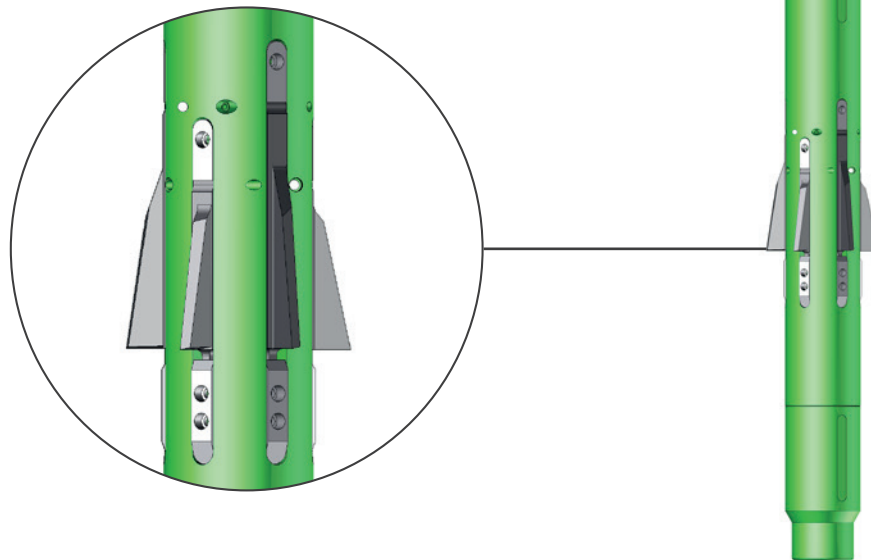
SECTION MILL

Section mills are designed for cutting and milling a complete section of casing.

All models 4 1/2" OD and above are equipped with 2 sets of 3 knives: 1 long set and 1 short set, designed first for cutting and then milling the casing.

Knives can be hardfaced with your choice of TOPLOY carbide grains or TOPMILL/SWORDFISH® tungsten carbide inserts. For most jobs, TOPMILL inserts are strongly recommended to improve milling performance.

This tool can be equipped with Flo-tel, which produces a sudden drop in mud pressure when the pipe is cut out, indicating the right time to start applying milling weight.



5 1/2" body section mill




SECTION MILL

Standard dimensions

Body OD	Casing OD to mill	Standard Connections
3 5/8"	4 1/2"	2 3/8" REG
4 1/2"	5 1/2"	2 7/8" REG
5 1/2"	6 5/8" - 7"	3 1/2" REG
8 1/4"	9 5/8"	4 1/2" REG
11 3/4"	13 3/8" - 16"	6 5/8" REG

Cutting inserts

Drillstar cutting inserts are made of premium cutting grade tungsten carbide, and can replace TOPLOY on most milling tools. They enable you to mill faster and longer, while reducing the necessary weight on bit.



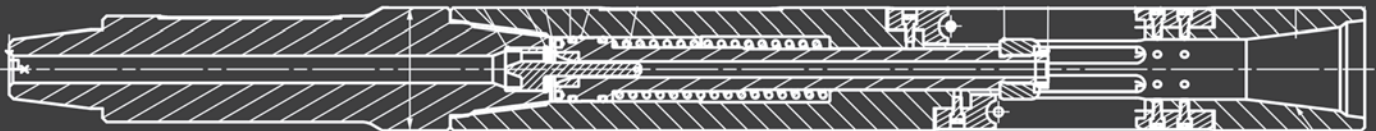
TOPMILL

these large, square-shaped tungsten carbide inserts are widely used today for all milling applications.



SWORDFISH®

these innovative inserts combine the advantages of both square and round-shaped models. (exclusivity from Cutting & Wear)



Downhole Equipment, Made in France