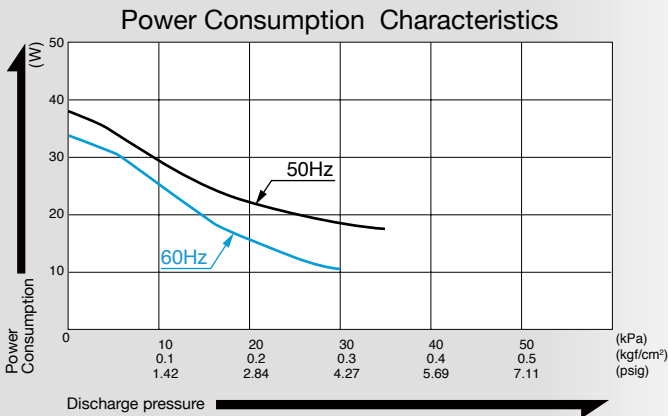
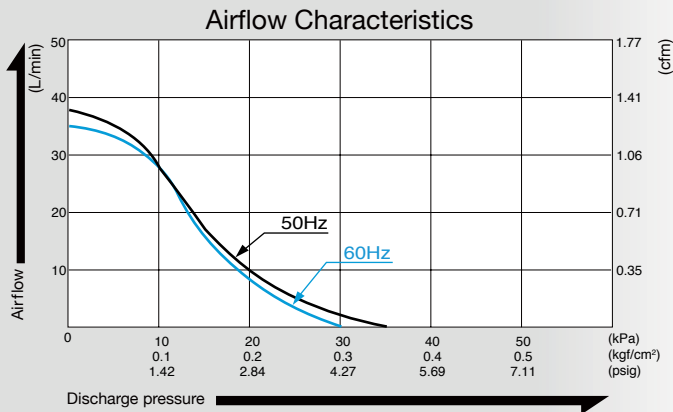


# Compressor

## Model **AC0301A**



### Airflow & Power Consumption



### Specifications

Rated Pressure	10 kPa (0.1 kgf/cm <sup>2</sup> ) 0.1 bar 1.42 psig	
Rated Airflow	28 L/min 0.99 cfm	
Maximum Pressure	30 kPa (0.3 kgf/cm <sup>2</sup> ) 0.3 bar 4.27 psig	
Rated Voltage	115 V AC	230 V AC
Power Consumption	25 W	29 W
Rated Frequency	60 Hz	50 Hz
Rated Performance	10,000 hours	
Outlet	ISO Rc 1/4	
Duty Cycle	Continuous	
Coil Insulation Class	E or its equivalent (JETL) and B for UL	
Mounting Dimensions	68 (L) x 84 (W) mm 2-43/64" (L) x 3-5/16" (W)	
Weight	1.9 kg	4.2 Lbs
Leadwire Length	200 mm 7-7/8"	


Please read the page of "How to Use This Catalog" first for correct use of compressors and pumps.

### Application Examples

Liquid Mixer



Seat Lifter



### Dimensional Outline Drawing (Unit: mm)

